



## Sure-grip mug SAN + accessories

Thank you for choosing a product from Rika Plast A/S  
 We have supplied drinking cups to consumers since 1990.  
 All our products meet the requirements for food contact materials and safety.  
 We work hard to give you a product of the best quality.

Please read these instructions carefully so you know about the safe use of the product.

Are there any questions about the use of the product which are not answered in this manual, please contact the manufacturer or your supplier for further information.

### 1. Intended use /purpose:

The Sure-grip mug can be used by children and persons with special needs or disabilities and persons who do not have as much strength in the hand.

### 2. Check before use:

Before using the product:

- Check that the product is undamaged
- Wash the product before use in warm water with dishwashing liquid or in a dishwasher

### 3. Models covered by this instruction:

Product number	Color
700-777-U1-RKBLÅ-SAN	Blue
700-777-U2-RKGUL-SAN	Yellow
700-777-U3-RK- Pink-SAN	Pink
700-777-U4-RKGRØN-SAN	Green

Product number	Color
700-777-U5-RKORANGE-SAN	Orange
700-777-U6-RKVIOLET-SAN	Violet
700-777.U7- RK-Neutral -SAN	Neutral
700-777-U 8-RK-STANDARD-SAN	Standard

### 4. Usage and information:

The mugs are intended for liquid food.

Tolerate hot and cold drinks

Indication of ml on the glass for measurement of liquid

Temperatures from -21 °C to +100°C for maximum 1 hour

Dishwasher up to 100 °C

Microwave oven for a brief period – regular heating

Can be used for heating of fluids in a micro wave oven for a short period of time – however, not vegetable oils


High breaking strain – will not splinter


The sure-grip mugs can be stacked when they are **cold** – if they stick together, hit the mug against an edge of a table and they will come apart.


Ergonomic design – secure grip even for weak or small hands


### 5. Accessories:

The following products – accessories can be used together with the Sure-grip mug.

	<b>Drinking lid wit SMALL HOLE</b>	<b>product No.: 200-776-0001</b>
	<p>The drinking lid is meant for thin liquid foods</p> <p>The valve in the lid makes a vacuum enabling the person to drink (suck) while lying down with full and easy control of the liquid flow</p> <p>Press the pointing finger on the two holes in the lid in order to dose the liquid flow</p> <p>Diameter of the hole 6,3 mm</p> <p>Weight 12,74 g</p> <p>Temperatures up to 100°C for maximum 1 hour</p> <p>Put the lid on the glass by pressing with both hands</p> <p>The valve can be replaced in case of misplacement</p> <p>Dishwasher safe up to 100 °C</p> <p>Measurement of the small hole is Ø 6,2 mm</p> <p>The drinking lid may not be used for kids under 3 years</p>	

	<b>Drinking lid with LARGE HOLE</b>	<b>Product No.: 200-776-0002</b>
	<p>This drinking lid is meant for thick liquid foods such as yoghurt, soured whole milk, soup etc.</p> <p>Diameter of the hole 10,00 mm</p> <p>Weight 12,74 g</p> <p>The valve in the lid makes a vacuum, enabling the person to drink (suck)</p> <p>Temperatures up to 100°C for maximum 1 hour</p> <p>Put the lid on the glass by pressing with both hands</p> <p>The valve can be replaced in case of misplacement</p> <p>Dishwasher safe up to 100 °C</p> <p>The lid may not be used for kids under 3 years</p> <p>Measurement oval spot 10,5 mm x 14,5 mm</p>	

	<b>Handle Yellow</b>	<b>Product No.: 200-111</b>
	<p>The handle clicks on the upper rifle/groves on the glass</p> <p>Dishwasher safe up to 100 °C</p> <p><i>Outer diameter 70 mm inside diameter 63 mm but its flexible and can be wider - because it open on the side.</i></p>	

	<b>Straw holder</b>	<b>Product No.: 708-100- Straw</b>
	<p>Put the straw holder on the side of the glass and it will stay in that position.</p> <p>Dishwasher safe up to 100 °C</p>	

--	--

### 5.1. Safety information Sure-grip mug and accessories:



- Make sure that the valve is in the drinking lid before use
- Make sure that the glass is whole without sharp edges
- Press the lid tightly into the glass with both hands
- Do **not** leave the lids on when putting the glass in the micro oven or the freezer
- Click the handle onto the rifled glass – do not put the handle into the micro oven
- See to it that the straw is fitted properly in the straw holder.
- The lid may not be used for children under 3 years, as the valve can fall off.

### 6. Disposal:

Domestic waste – plastic.  
Follow local regulations.

### 7. Materials and symbols

	the product can be used in contact with food
	Manufacture

Sure-grip mug SAN  
Drinking lids PP-(MB PP 60)  
Straw holder ABS  
Handle ABS

### 8. Declaration of conformity :

#### Food contact materials.

The product has been tested according to EU regulation for food contact materials, and meet the requirements in EU regulation No. 10/2011 as amended by regulation No 321/2011 on plastic material and articles intended to come into contact with food. Test have been performed by external test firm. Test report G10542.

#### Quality management system – ISO 9001.

The manufacture has a certified quality management system according to the ISO 9001.

### 9. Manufacture:



Rika Plast A/S  
Sauntebygade 12-  
DK-3100 Hornbæk  
Denmark



